



ಬೃಹತ್ ಬೆಂಗಳೂರು ಮಹಾನಗರ ಪಾಲಿಕೆ
Bruhat Bengaluru Mahanagara Palike



BBMP COVID-19 WAR ROOM 27.09.2022



OVERVIEW OF COVID-19 IN BENGALURU



CASE TRENDS

ACTIVE CASES **2,108**

Confirmed Cases

186

18,71,603 #

Recovered Cases

279

18,52,508 #

Death Cases

0

16,987 #



HOSPITALIZATION

20

ICU – V

1

ICU

7

HDU

1

General

11

INCLUDES GOVT. QUOTA AND PRIVATE WALK-IN HOSPITALIZATION



VACCINATION

1,853

2,04,45,807 #

First Dose

123

96,73,456 #

Second Dose

245

94,68,640 #

Precaution Dose

1,485

13,03,711 #



TRIAGING

MTU

16

Tele Triage

166



ACTIVE CLUSTERS

2

Budding Clusters (<5 Cases)

2

Clusters (> 5 cases)

0



TESTING

12,282

3,18,35,992 #

RAT

2,427

RTPCR

9,855

Positivity : 1.38%

*FOR LAST 7 DAYS

: indicates cumulative numbers till date



ABSTRACT OF COVID-19 SCENARIO IN BENGALURU

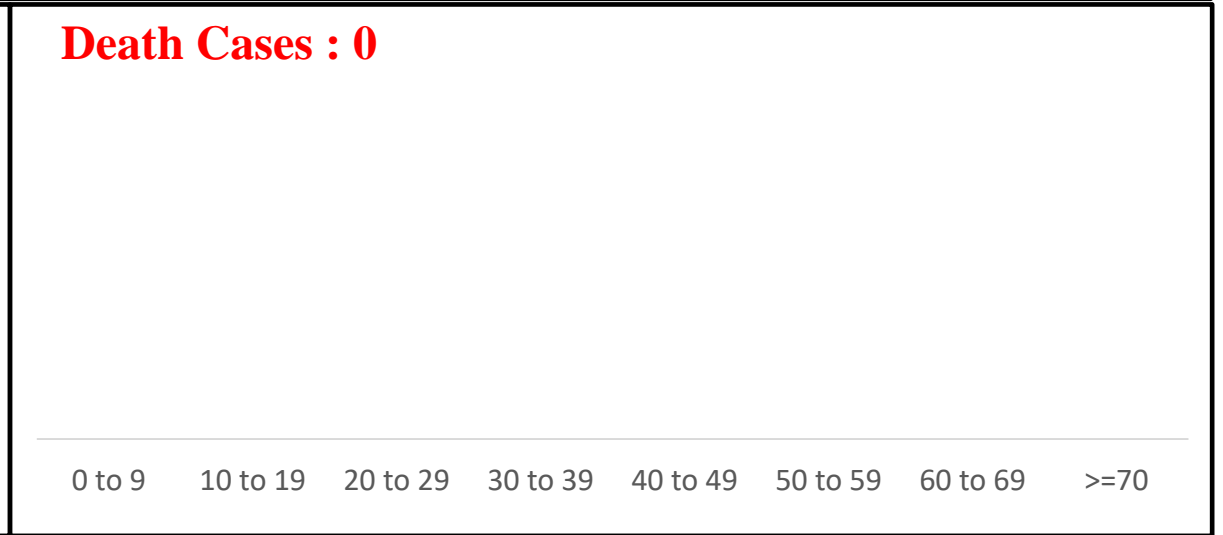
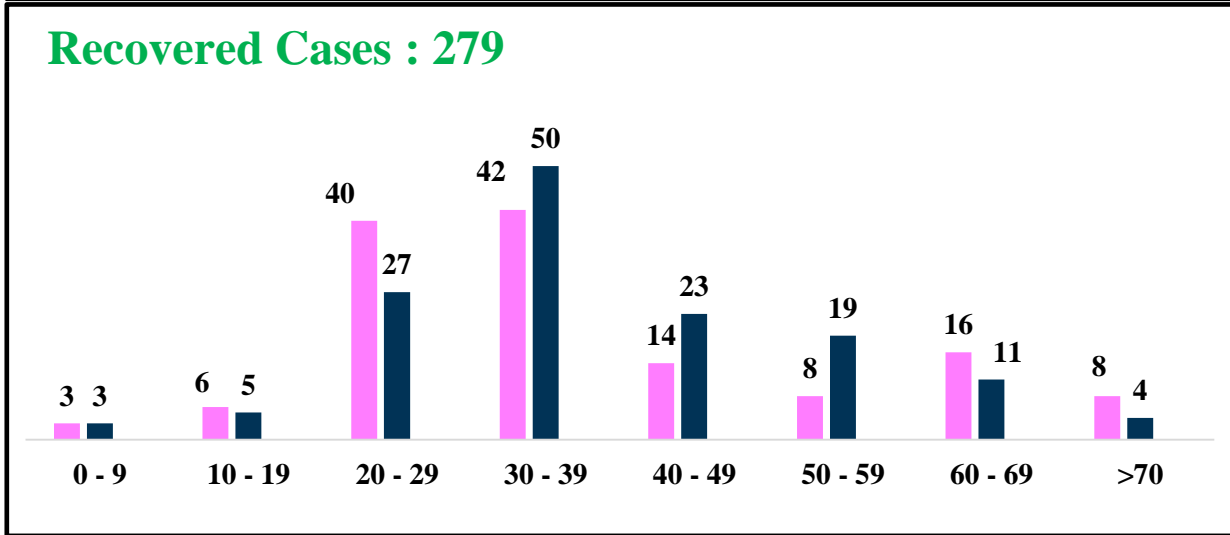
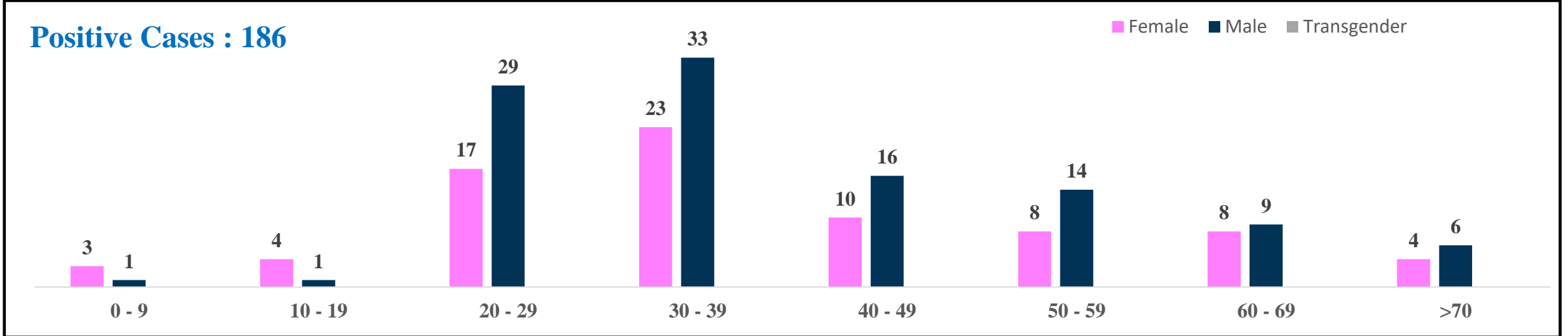


	MALE			FEMALE			TRANSGENDER			TOTAL		
	Last 24 Hours	Last 7 Days	Cumulative	Last 24 Hours	Last 7 Days	Cumulative	Last 24 Hours	Last 7 Days	Cumulative	Last 24 Hours	Last 7 Days	Cumulative
Positive Cases	109	593	11,03,082	77	536	7,67,629	0	0	196	186	1,129	18,71,603
Recovered Cases	142	753	10,90,903	137	634	7,61,511	0	0	187	279	1,387	18,52,508
Death Cases	0	0	10,759	0	0	6,224	0	0	4	0	0	16,987
Total Tests Done	In Last 24 hrs. : 12,282			In last 7 days : 81,943			Cumulative : 3,18,35,992					
Vaccine Doses Administered	In Last 24 hrs. : 1,853			In last 7 days : 14,417			Cumulative : 2,04,45,807					
ACTIVE CASES									2,108			

*Covid deaths occurred today : 00 | Covid deaths occurred beyond last 24hrs., reported today : 00

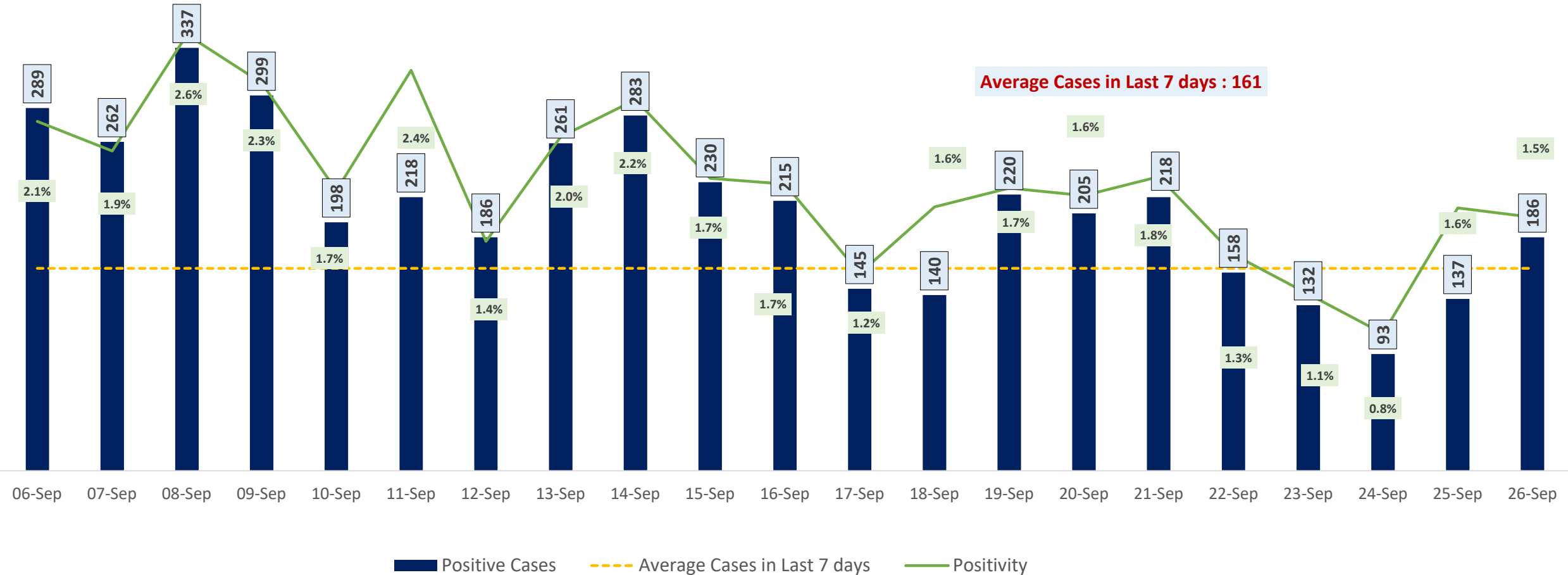


LAST 24 HOURS AGE GROUP AND GENDER WISE DISTRIBUTION





POSITIVITY RATE OF BENGALURU – LAST 21 DAYS

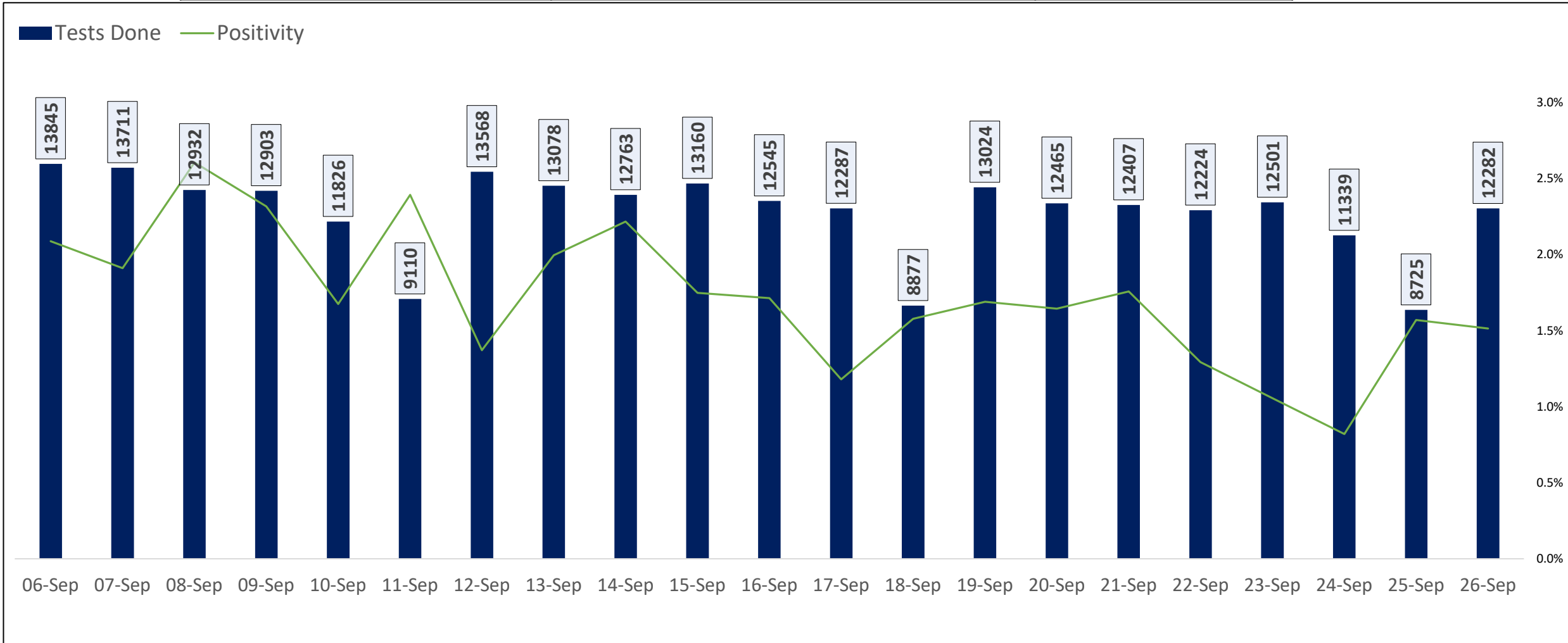




TESTING TRENDS IN BENGALURU

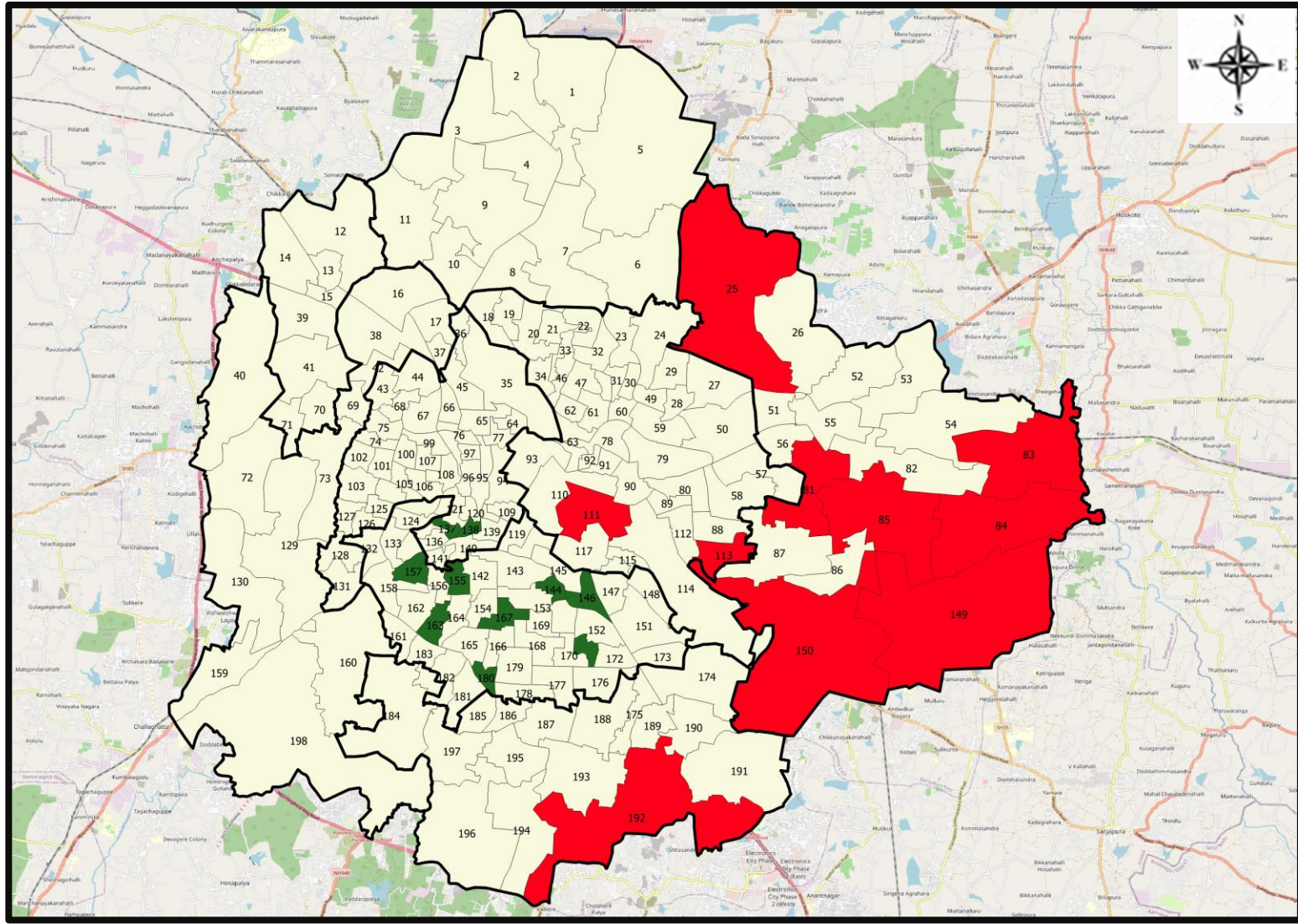


Total Test Conducted Till Date	Test Conducted Last 24 hours	Last 7 Days Average
3,18,35,992	12,282	11,706





BENGALURU URBAN MAP SHOWING TREND OF POSITIVE CASES IN LAST 7 DAYS



Top 10 wards reporting highest number of positive cases in last 7 days

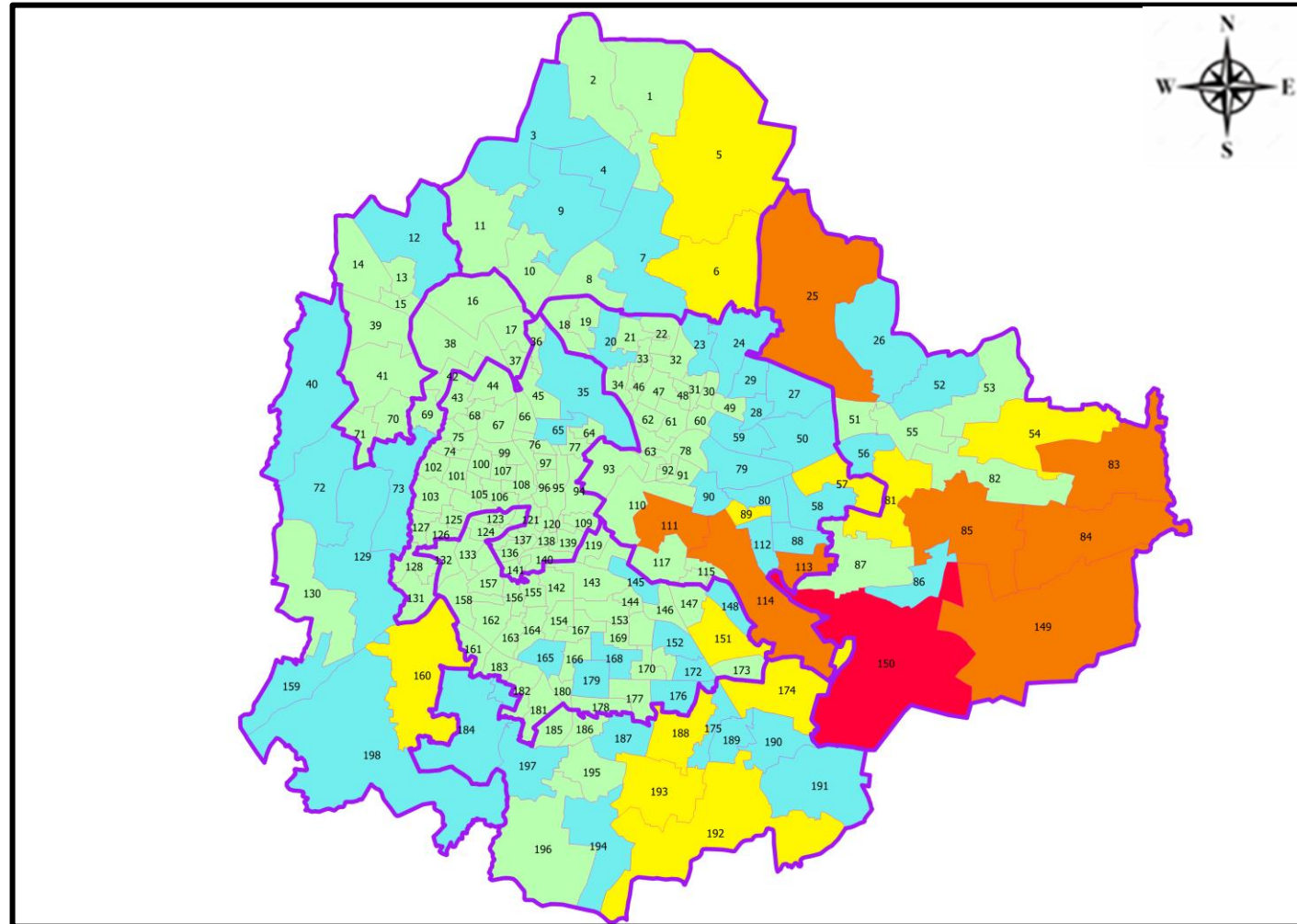
Ward No.	Ward Name	Daily Cases Average
150	Bellanduru	13
83	Kadugodi	7
85	Dodda Nekkundi	5
25	Horamavu	5
84	Hagadur	4
149	Varthuru	4
111	Shantala Nagar	4
113	Konena Agrahara	4
81	Vijnana Nagar	3
192	Begur	3







Top 10 wards reporting least number of positive cases in last 7 days

Ward No.	Ward Name	Daily Cases Average
180	Banashankari Temple Ward	0
171	Gurappanapalya	0
167	Yediyur	0
163	Katriguppe	0
157	Gali Anjaneya Temple	0
155	Hanumanth Nagar	0
146	Lakkasandra	0
144	Siddapura	0
138	Chalavadipalya	0
137	Rayapura	0



BENGALURU MAP SHOWING INTENSITY OF POSITIVE CASES IN LAST 7 DAYS



-  **Level 1 : 0 to 5 Cases**
-  **Level 2 : 5 to 15 Cases**
-  **Level 3 : 15 to 25 Cases**
-  **Level 4 : 25 to 50 Cases**
-  **Level 5 : More than 50 Cases**
-  **Zone Boundaries**

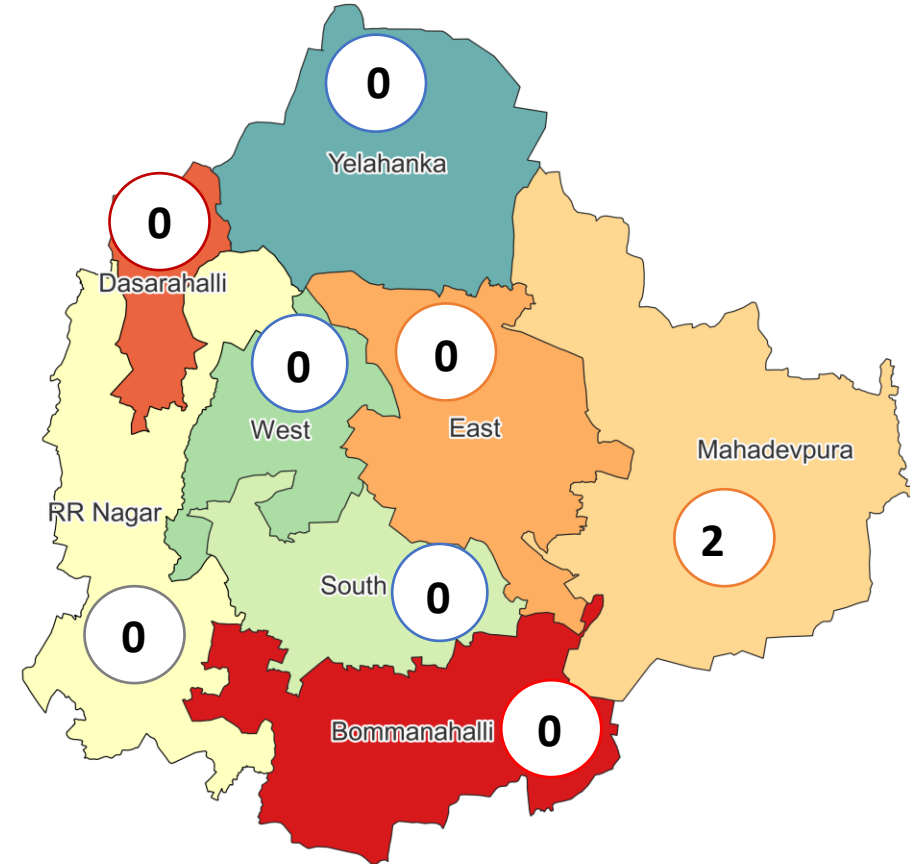


CLUSTER DETAILS



Zone Name	TOTAL CLUSTERS	Budding Clusters	Clusters	Outbreaks
		Less Than 5 Cases	5 To 14 Cases	More Than 14 Cases
BOMMANAHALLI	0 (-)	0 (-)	0 (-)	0 (-)
DASARAHALLI	0 (-)	0 (-)	0 (-)	0 (-)
EAST	0 (-)	0 (-)	0 (-)	0 (-)
MAHADEVPURA	2 (-)	2 (-)	0 (-)	0 (-)
RR NAGAR	0 (-)	0 (-)	0 (-)	0 (-)
SOUTH	0 (-)	0 (-)	0 (-)	0 (-)
WEST	0 (-)	0 (-)	0 (-)	0 (-)
YELAHANKHA	0 (-)	0 (-)	0 (-)	0 (-)
TOTAL	2 (-)	2 (-)	0 (-)	0 (-)

Total Active Clusters



Types of Clusters

Zone Name	Apartments/ Villa	Individual House	Hostels/Quarters	Others	Schools/Colleges
BOMMANAHALLI	0 (-)	0 (-)	0 (-)	0 (-)	0 (-)
DASARAHALLI	0 (-)	0 (-)	0 (-)	0 (-)	0 (-)
EAST	0 (-)	0 (-)	0 (-)	0 (-)	0 (-)
MAHADEVPURA	2 (-)	0 (-)	0 (-)	0 (-)	0 (-)
RR NAGAR	0 (-)	0 (-)	0 (-)	0 (-)	0 (-)
SOUTH	0 (-)	0 (-)	0 (-)	0 (-)	0 (-)
WEST	0 (-)	0 (-)	0 (-)	0 (-)	0 (-)
YELAHANKHA	0 (-)	0 (-)	0 (-)	0 (-)	0 (-)
TOTAL	2 (-)	0 (-)	0 (-)	0 (-)	0 (-)

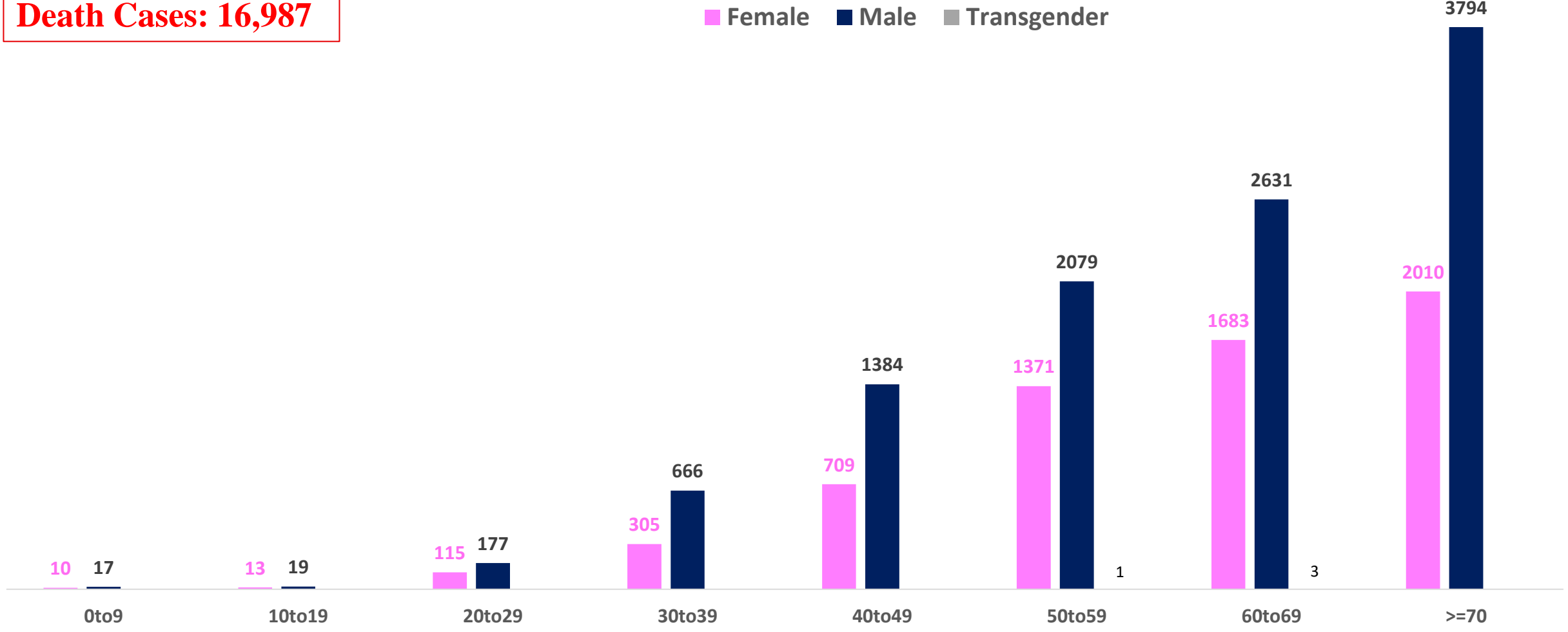
▲▼ : Shows increase and decrease in numbers as compared to previous day



AGE AND GENDER WISE DISTRIBUTION OF DEATH CASES



Death Cases: 16,987





COVID-19 SCENARIO IN BENGALURU AND OTHER METROPOLITAN CITIES



CITY NAME	Positive Cases	Active Cases	Recovered	Deceased	Vaccine Doses Administered
New Delhi	20,03,013	405	19,76,107	26,501	3,71,81,284
Bengaluru*	18,71,603	2,108	18,52,508	16,987	2,37,28,229
Mumbai	11,48,859	732	11,28,398	19,729	2,21,06,292
Chennai	7,89,957	2,390	7,78,497	9,070	1,13,48,559

Source : <https://dashboard.cowin.gov.in/> at 4:56pm (27.09.2022)
Source : <https://www.covid19bharat.org/> at 4:56pm(27.09.2022)

*includes BBMP & Bengaluru Urban



SNAPSHOT OF COVID-19 CASES IN BENGALURU URBAN



**Total Wards With
< =10 Cases* :
160**

**Tests Conducted
on 26.09.2022:
12,282**

**Recovery
Rate*:
98.98%**

**Total
Active Cases :
2,108**

**Total Vaccinated
on 26.09.2022:
1,853**

**Positivity
Rate* :
1.38%**

**Active
Rate*:
0.11%**

**Case
Fatality Rate* :
0.00%**





*Total positive cases In the past 7 days

*CFR and positivity is for Past 7 days



ಬೃಹತ್ ಬೆಂಗಳೂರು ಮಹಾನಗರ ಪಾಲಿಕೆ
Bruhat Bengaluru Mahanagara Palike



Download BBMP Bulletin	https://apps.bbmpgov.in/covid19/mediabulletin.php
To register for vaccination :	https://selfregistration.cowin.gov.in/
BBMP COVID19 Dashboard:	https://apps.bbmpgov.in/covid19/
Follow us on:	 www.facebook.com/bbmp.comm1/
	 twitter.com/BBMPCOMM
	  BBMPSplHealth

4 STEP GUIDE TO SAFEGUARD FROM COVID-19

- Practice self-hygiene and wash hands regularly
- Avoid touching your face with unwashed hands
- Avoid going to crowded places
- Visit doctor immediately if you show symptoms of sore throat, cold and fever

For more information around Covid-19 call the BBMP helpline number-1533

Issued by:

Honorable Chief Commissioner, BBMP
Special Commissioner Health & IT, BBMP
MD, Bengaluru Smart City Limited

THANK YOU !

